


PUMI®

25-4.67 S / CS / Q

Truck-mounted concrete pump with mixere



		*1	*2	*3
Different dimensions for pump type	S	9750	2600	1300
	CS	9460	2310	1370
	Q	9400	2250	1350

Note: Standard version. Subject to technical modifications and errors.

Dimensions in mm, for example MB-Arocs and PUMI S. Dimensions depending on the vehicle and pump type (see adjacent table) . Pictures contain optional equipments.

Technical data

Boom TMM 25-4			
Number of arms			4
Reach height		m	24.5
Horizontal reach	gross	m	20.0
	net	m	17.3
Reach depth max.		m	13.6
Unfolding height		m	5.5
End hose length		m	3
Folding system			Z fold (Z)
Delivery line			DN 125 – 5.5

System S transfer tube TMP 766 S		
Output	m³/h	60
Delivery pressure	bar	83
Delivery cylinder	Ø mm	230
Stroke	mm	760

System CS transfer tube TMP 60 CS		
Output	m³/h	56
Delivery pressure	bar	57
Delivery cylinder	Ø mm	230
Stroke	mm	700

System rotor pump TMP 60 Q		
Output	m³/h	58
Delivery pressure	bar	25
Pump hose	Ø mm	125

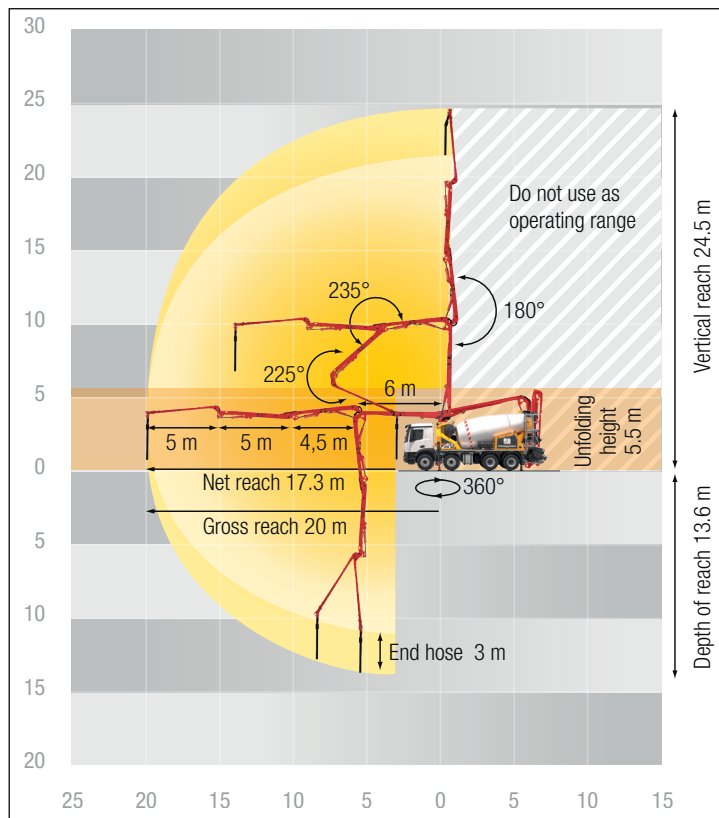
Truck mixer 7 cbm		
Nominal capacity	m³	7
Filling ratio	%	60
Drum speed	U/min	1 – 14
Water tank	l	630

Maximum outputs of 60 m³/h and maximum concrete pressures of 83 bar may be achieved, depending on the equipment of the machine.

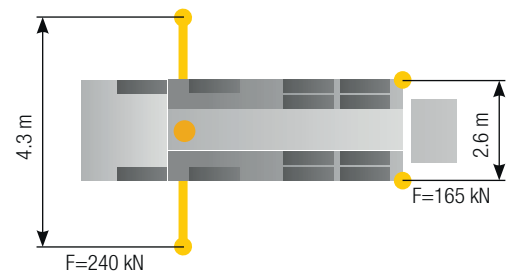
It is not possible to achieve maximum outputs and maximum concrete pressures simultaneously.

All data maximum theoretical.

Reach information diagram



Support



Delivery scope Standard Line

Agitator active while driving on jobsite	Diagnose interface	Second drip ring on mixer drum
Agitator rotation automatic, dep. on pump direction	EMC (Ergonic Mixer Control)	Second manhole opening with additional mixer drum adjustment
Agitator safety switch off automatically (RSA), RFID controlled	EOC 2.0 (Ergonic Output Control)	Setup frame, screwed
Agitator, controllable via remote control or local	EPS (Ergonic Pump System)	Stowage space, lockable
Alarm unit: boom not in boom cradle	ESC (Ergonic Setup System)	Support cradle switch RFID controlled
CAN-Bus System	ESC full support system	Support plates (4x), in 2 magazines
Cardan shaft, maintenance-free	End hose 3m DN125	Tool set incl. standard equipment
Central lubrication hopper, electrically (PUMI S + CS only)	Hinged elbow with cleaning port (PUMI S only)	Towing eye
Central lubrication point, manually (PUMI Q only)	Hopper cover, rubber	User manual / spare part list certified (1x Docu box, 1x CD-ROM)
Chute adjustment el.-hydraulic	Hopper grid	Wash-out port lid with locked slide pin (PUMI S + CS only)
Chute slewable, steel	Hydraulic hose for replacement in hose pack	Water supply for small quantities on hopper (1/2")
Cleaning hose 8m+2m incl. bracket and nozzle	License plate lighting, LED	Water supply mixer drum, controllable via remote control or local
Concrete hopper with agitator	Mixer discharge automatically, level indicator controlled	Water tank 630 l, pressure tank
Connection for water tank filling, both-sided	Mixer drum with 4 end spiral metal sheets	Wear plates for filling and discharge hopper and slewable chute
Connections for hydraulic emergency supply (boom)	Paintwork Putzmeister Standard	
Delivery cylinder, chrome-plated (PUMI S + CS only)	Platform for cleaning with drop guard	
Delivery piston "Longlife" (PUMI CS only)	Pressure Connection with cleaning port (PUMI CS only)	
Delivery piston "Standard" (PUMI S only)	Radio remote control with display	

See quotation for exact serial delivery scope.
Comprehensive range of options available on request.